

Task cheat sheet

Multiple choice & highlight

Multiple choice

Which is shorthand for Carbon?

- Ca**
- Cu**
- C**

- Identify features of **x**
- Identify the **n**th step of a process.
- Identify the missing aspect of an explanation of **x**
- Identify the correct/incorrect explanations of **x**
- Identify the root cause of an issue in a scenario or short case study.
- Choose the most appropriate action/solution for a scenario or short case study
- Identify the commonalities or differences between **x** and **y**

Choice matrix

| | Tea | Coffee |
|---|-------------------------------------|-------------------------------------|
| A | <input checked="" type="checkbox"/> | |
| B | | <input checked="" type="checkbox"/> |

- Identify a series of statements as true/false
- Identify shared aspects or features of **x**, **y**, and **z**
- Identify steps in a process that contain **x**, **y**, or **z**
- Tick features or parts of **x** as which likert-type columns they fall into e.g. Very important > somewhat important > important...

Highlight text


The quick brown fox
jumped over the lazy dog
and the sleeping cat.

- Spot the mistakes in a definition of **x**
- Highlight examples of **x**
- Highlight the similarities or differences to **x** when given a related topic or example
- Highlight parts of a process where **x** occurs.
- Highlight terms relating to **x** in a “word jumble”

Task cheat sheet

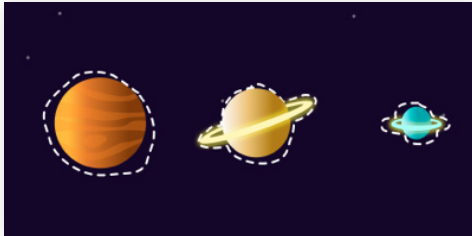
Highlight & image label

Draw on image



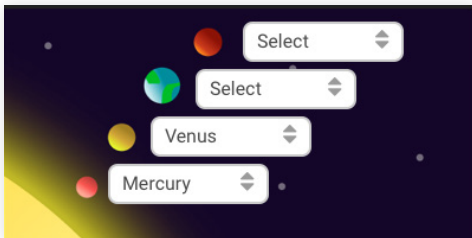
- Identify (circle/cross etc.) a particular part or feature of **x**
- Identify examples of **x**
- Identify where **x** (of parts of **x**) exist on a spectrum or quadrant
- Identify mistakes in an image showing the parts or process of **x**
- Draw arrows to show relationships or causation

Hot spot



- Identify parts of an object, tool or process
- Identify characters or features relating to **x**
- Choose the correct part of a diagram or process
- Identify mistakes in an image showing the parts or process of **x**
- Identify where a label should be placed on a spectrum or quadrant

Image dropdown



- Labels parts of an object, tool or process
- Label characters or features relating to **x**
- Label items given on a spectrum or quadrant

Task cheat sheet

Fill in the blanks

Cloze matching

The quick
fox over the
 jumped
 dog.

- Labels parts of an object, tool or process
- Label characters or features relating to **x**
- Fill in the missing terms in a definition or explanation of **x**
- Fill in the missing items in a chain of events e.g. a timeline or
- Fill in the missing terms in a “six degrees of separation” task
- Fill in the blanks in a table of term-definition, cause-effect, image-meaning etc
- Construct a phrase or sentence relating to **x** made entirely of blanks

Cloze dropdown

The quick
fox over the
 dog.

- As for cloze matching, but cloze dropdown suits when the blanks are unrelated terms

Cloze type

The quick
fox over the
 dog.

- As for cloze matching, but cloze dropdown suits when the blanks are unrelated terms that do not have too many alternatives that could be used (makes marking easier)

Task cheat sheet

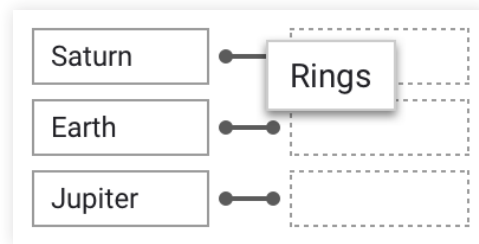
Sort & match

Ordering



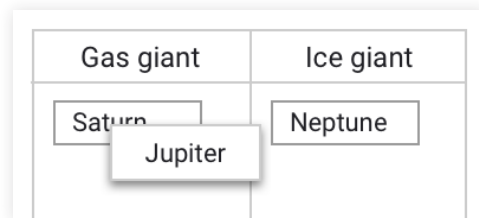
- Sort steps/parts of **x** into the correct order
- Rank the “correctness” of statements about **x**
- Rank the importance of aspects of **x**
- Rank examples as to how well they exhibit **x** (Note this kind of task would be a bit more high-level than “remember” and “understand”)
- Order statements to re-tell a story or scenario

Matching



- Match terms to definitions
- Match cause to effect
- Match tool to application
- Match theory to example/practice
- Match quote/idea to author
- Match drawings or labels to descriptions

Classification

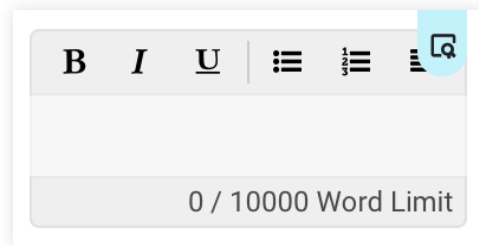


- Sort statements into whether they are true or false
- Sort features or parts of **x** into categories
- Sort features or parts of **x** into likert-type columns e.g. Very important > important > not important
- Sort items into examples and non-examples of **x**
- Sort items into best-practice and not-so-best-practice
- Sort items into the different theories they exhibit
- Sort items into a table version of a venn diagram where the middle column is similarities between the two concepts

Task cheat sheet

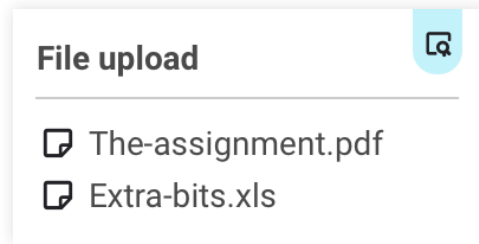
Written, recorded, charts & graphs

Essay




- Explain the meaning/function of **x** in their own words
- Comment on mistakes or false information given in a piece of text/audio/video
- Differentiate between examples (and non-examples) of **x**
- Find and describe real-world examples of **x**
- Write a short story about **x** being used/applied correctly

File upload



- Draw a quick picture, “doodle”, or infographic that captures the essence of **x**
- Create a concept map of **x** either as an opportunity to engage their prior knowledge or for revision
- Create a know, think, wonder chart for the topic
- “Show they know” the topic in any format of their choosing

Video or audio



- Explain **x** in their own (spoken) words
- Give a presentation on **x**
- Capture themselves demonstrating a specific skill
- Roleplay a scenario

Numberline



- Place events, theories or historical figures on a timeline
- Label levels of a model or theory
- Classify characters, actions or theories on a scale of any relevant measure e.g -10 being conservative, 0 being neutral, and +10 being progressive, or 0-5 more like a Likert scale